



New Scenario Template Form Handout

Thank you for your interest in working with the Clinical Simulation Center at the University of Vermont, we are excited to work with you!

To create your own template for a case, please choose one of the three options below:

1) Option #1

- a. This option is the simplest form available. It is perfect for very simple cases that will NOT be published and do NOT have many intricate steps.
- b. If you are interested in this template, it can be found here: (click either the Icon or Link)



Option #1

OR

[Template #1](#)

2) Option #2

- a. This option is designed for more intricate cases. It is perfect for more complicated cases than those used for form #1 and cases that will NOT be published and but do have several steps.
- b. If you are interested in this template, it can be found here: (click either the Icon or Link)



Option #2

OR

[Template #2](#)

3) Option #3

- a. This option is designed for those in the academic setting that want to publish their scenarios or cases that will need to be reviewed for their academic merit. This is the format used and found in the med-ed portal
- b. If you are interested in this template, it can be found here: (click either the Icon or Link)



Option #3







OR

[Template #3](#)

Instructions:

Please click on the link(s) corresponding to the template(s) that you require. When creating scenarios, please consider all the parties that will be utilizing and working with your scenario including your audience/students, the simulation specialists, and the medical professionals. Fill out as many sections as you can. If there are sections or boxes that are confusing or that you are uncertain how to fill, please consult Cate Nichols, Director of Education and Operations (Cate.Nicholas@med.uvm.edu) or Jim Court, Assessment & Systems Administrator (james.court@med.uvm.edu) to help aid you in finishing your scenario.

When creating objectives for your scenario, please remember to keep them simple and that less is more; you should realistically not have more than 3 objectives for a scenario. Consider using the verbs found in *Table 1: Bloom's Taxonomy of Cognitive Domains (Verbs)* below for help creating measurable objectives for your scenario.

Table 1: Bloom's Taxonomy of Cognitive Domains (Verbs)					
Remembering	Understanding	Applying	Analyzing	Evaluating	Creating
					
Bookmarking Bullet-pointing Copying Defining Describing Duplicating Explaining Finding Highlighting Identifying Listening Locating Matching Memorizing Networking Outlining Quoting Reciting Recognizing Repeating Retrieving Searching Selecting Tabulating Telling	Annotating Associating Categorizing Citing Clarifying Classifying Commenting Comparing Contrasting Elaborating Estimating Exemplifying Expressing Extending Extracting Gathering Grouping Inferring Interpreting Journaling Paraphrasing Predicting Relating Summarizing	Acting out Articulating Changing Charting Choosing Completing Determining Discovering Displaying Examining Executing Experimenting Grouping Implementing Integrating Interviewing Judging Playing Preparing Presenting Reenacting Sketching Solving Teaching Transferring	Advertising Appraising Attributing Breaking Down Calculating Categorizing Concluding Connecting Contrasting Correlating Deconstructing Deducing Distilling Distinguishing Dividing Estimating Explaining Illustrating Integrating Linking Mind-Mapping Organizing Questioning Relating Structuring	Appraising Arguing Assessing Commenting Criticizing Debating Defending Detecting Editorializing Experimenting Grading Hypothesizing Judging Measuring Moderating Posting Predicting Prioritizing Rating Reflecting Reframing Reviewing Scoring Testing Validating	Adapting Animating Building Collaborating Composing Designing Developing Devising Directing Facilitating Filming Improving Inventing Leading Managing Mixing Modifying Negotiating Pivoting Programming Rewriting Role-Playing Simulating Solving Writing