



NORTHERN NEW ENGLAND
CLINICAL & TRANSLATIONAL
RESEARCH NETWORK

NNE-CTR Registrants

Years 1 & 2

(July 2017 – June 2019)

*Prepared by the Tracking and Evaluation Core
October, 2019*

This work is supported by the NIH CTR grant (NNE-CTR): U54GM115516
www.nne-ctr.net

Contents

Part I: Introduction & Background



Part II: Overview of NNE-CTR Registrants

- Geographic overview
- Educational background
- Research Experience and Funding



Part III: Research Barriers, Interests and Training Needs of Registrants

- Barriers to Conducting Research
- Professional Development Priorities and Interests
- Mentoring Interest



NORTHERN NEW ENGLAND
CLINICAL & TRANSLATIONAL
RESEARCH NETWORK

Part I: Introduction & Background



This chartbook summarizes data on NNE-CTR participants collected via the NNE-CTR Registration and Needs Assessment form through the end of Year 2 (June 30, 2019).

In February 2018, the NNE-CTR launched a web-based registration process to recruit health care professionals and health researchers practicing in Northern New England into the Network. From February 2018 until July, 2019, this registration process included a voluntary needs assessment module, which included questions on registrants'

- Training interests, needs, and priorities
- Research interests and barriers
- Mentoring needs and opportunities
- Research support funding needs

Data collected via the voluntary needs assessment has been used to inform the NNE-CTR's service offerings, outreach strategies, and overall planning.

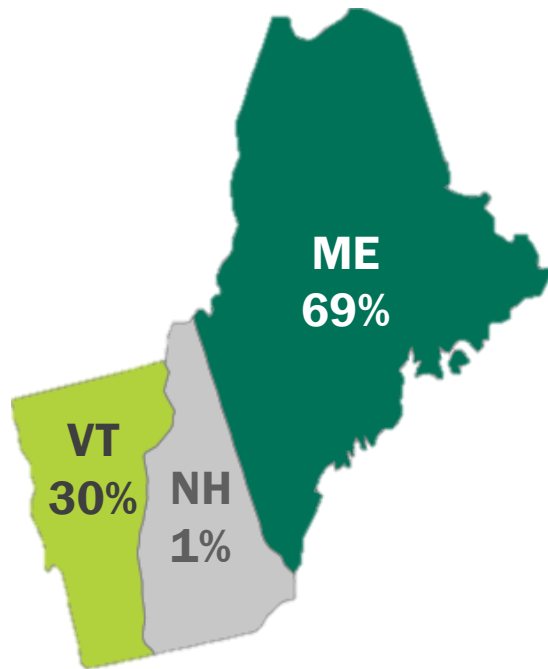


NORTHERN NEW ENGLAND
CLINICAL & TRANSLATIONAL
RESEARCH NETWORK

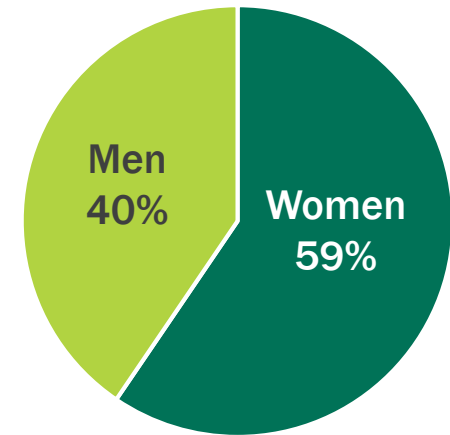
Part II: Overview of NNE-CTR Registrants

Participants registered through June 30, 2019

324 Northern New England clinicians, researchers and students have registered.

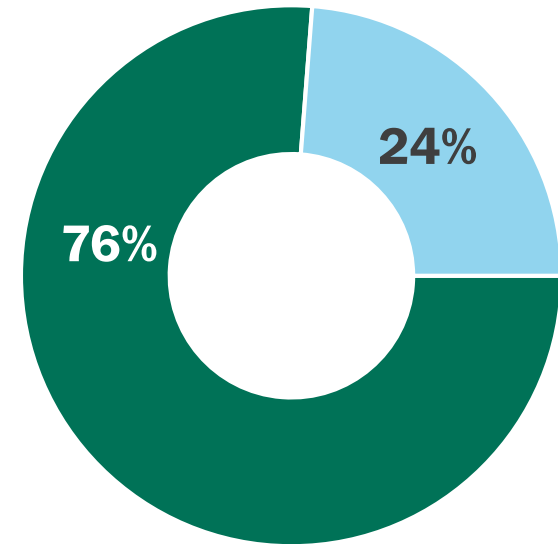
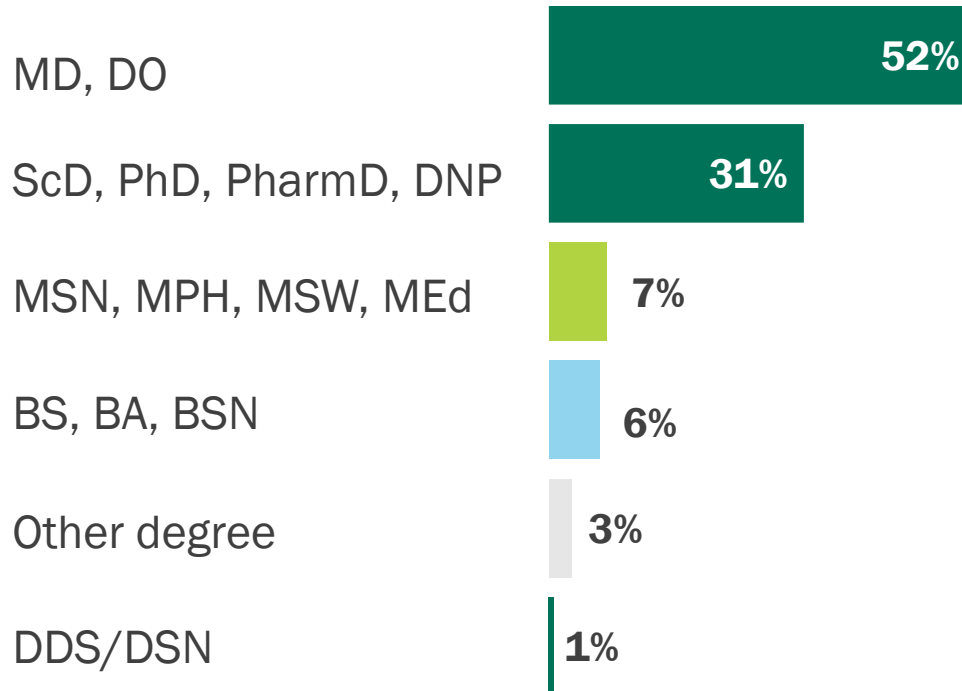


More than half of registrants are **women**.



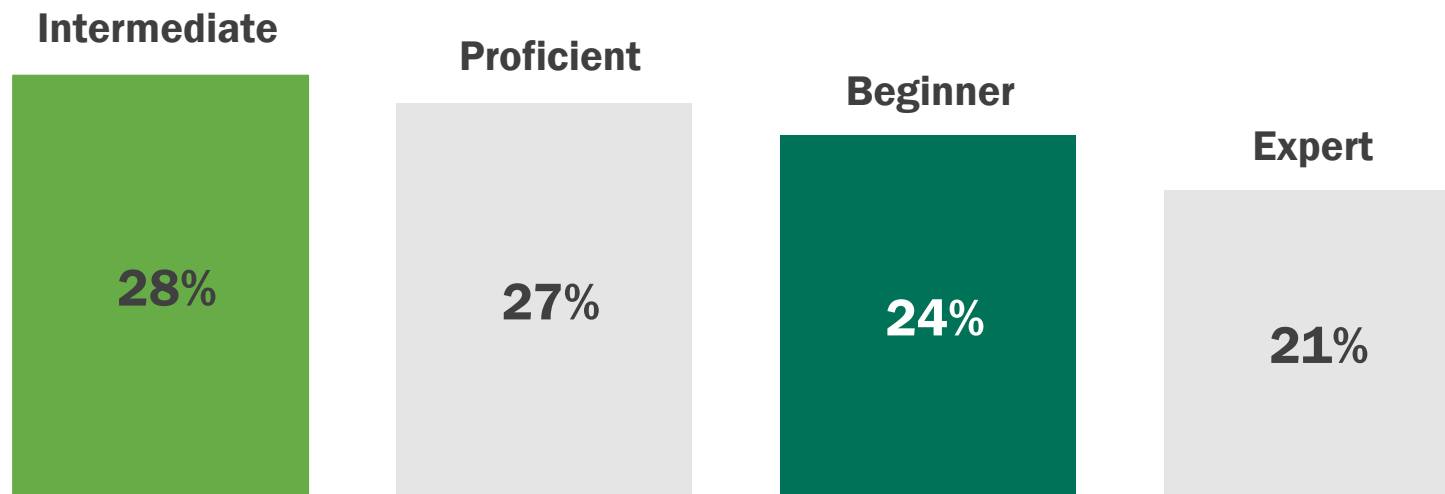
16% of registrants practice in a **rural clinical setting**.

84% of registrants report a **doctorate** as their **highest degree**.

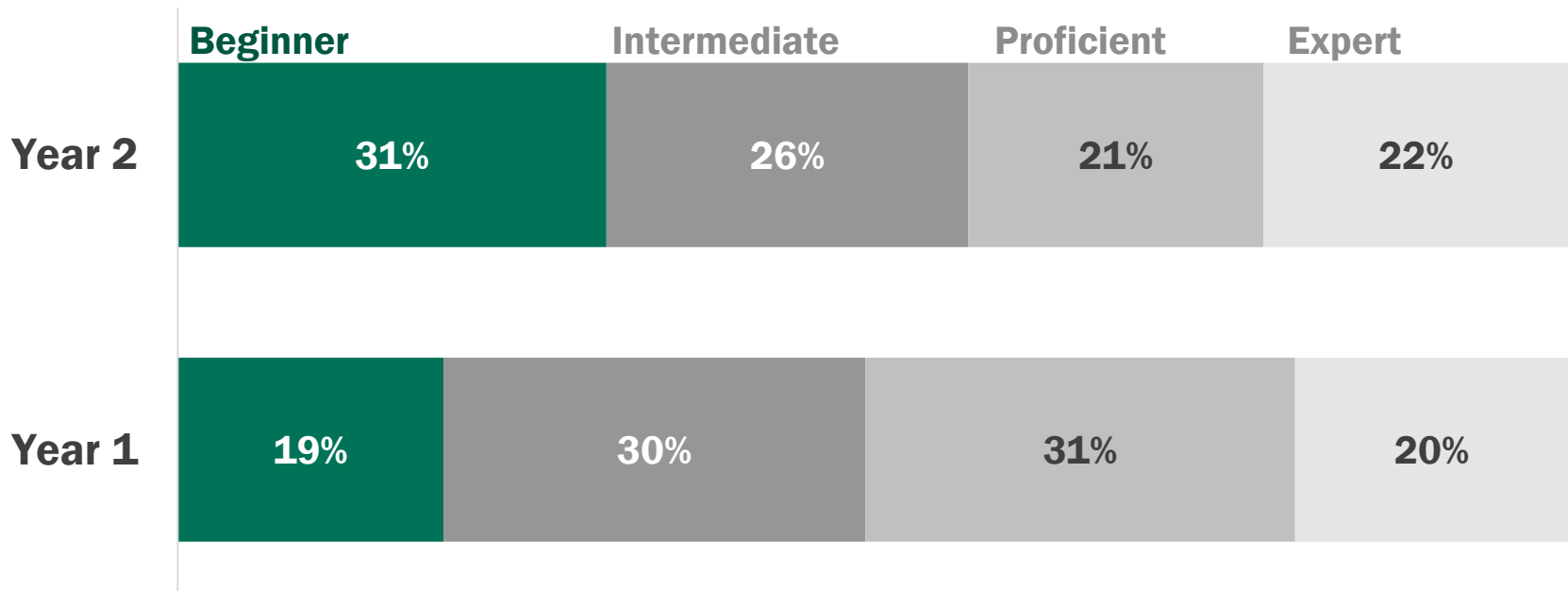


More than **3 in 4** received their highest degree **more than five years ago**.

Nearly one-third of NNE-CTR registrants rate their research skills as **intermediate**; 1 in 4 rate their skills as **beginner**.

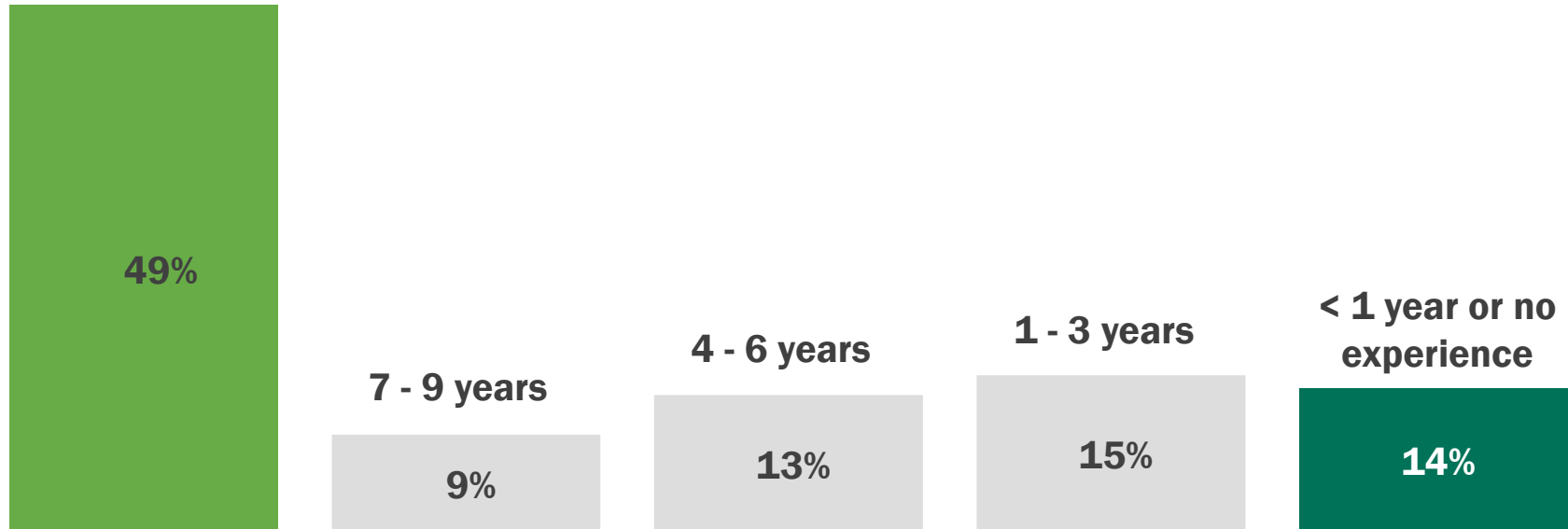


1 in 3 researchers registering in **Year 2** rated their research skills as **beginner**; in **Year 1**, only **19%** characterized themselves as **beginning** level researchers.



Close to half of NNE-CTR registrants have been involved in research for **10 or more years**; **14%** report being involved in research for **less than one year**.

10 or more years





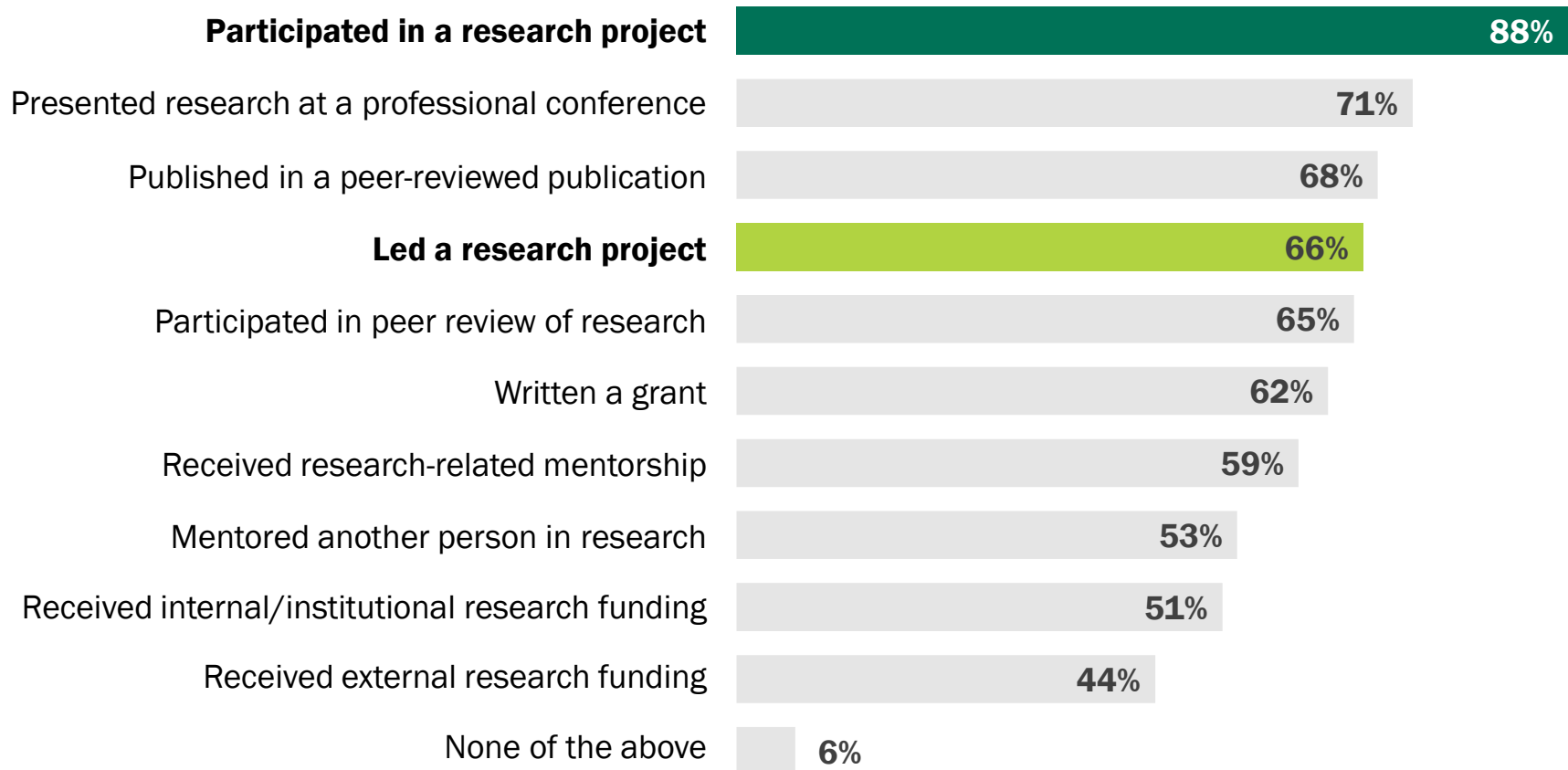
44% of NNE-
CTR registrants
have received
**external research
funding.**

Nearly **one quarter** of registrants
have received **NIH funding.**



11%  of registrants have
received **R01
funding.**

Nearly all NNE-CTR registrants have **participated in a research project**.
Two-thirds have **led a research project**.





NORTHERN NEW ENGLAND
CLINICAL & TRANSLATIONAL
RESEARCH NETWORK

Part III: Research Barriers, Interests and Training Needs

Participants registered through June 30, 2019

The **barriers to conducting research** most frequently reported by NNE-CTR registrants are **lack of time** and **lack of funding**.



Lack of **time** needed to conduct research (**59%**)



Lack of **funding** needed to conduct research (**51%**)



Inadequate **administrative** support for research (**25%**)

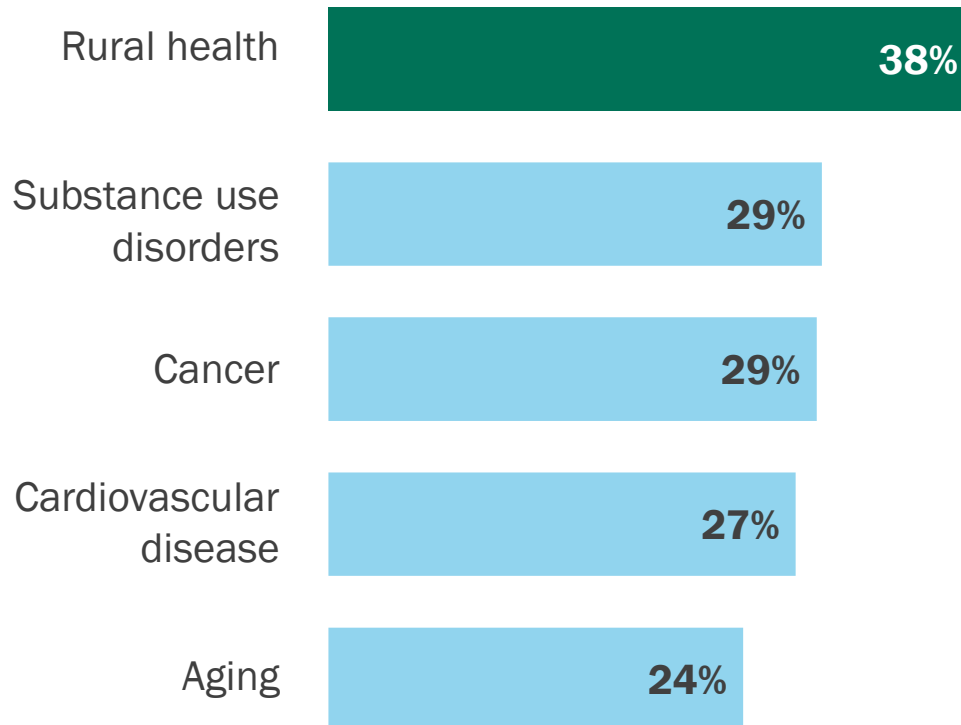


Inadequate **institutional** support for research (**24%**)



Inadequate **data management / analysis** capabilities (**21%**)

When asked which of NNE-CTR's **five priority research topics** are of interest, more than **1 in 3 registrants** identified **rural health**.



Registrants are particularly interested in the following **research types**:



Translational research (50%)

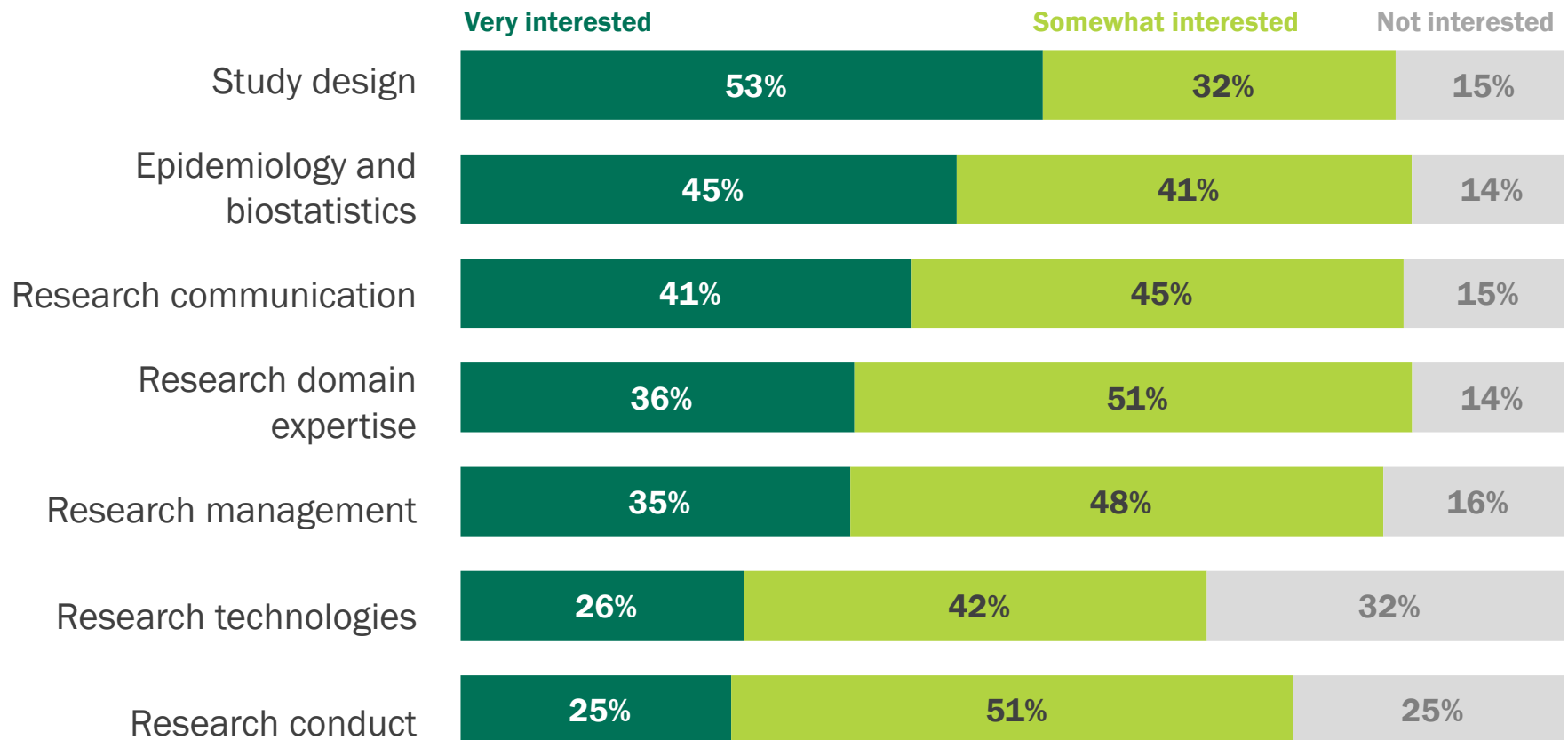


Clinical science (43%)



Clinical trials (40%)

Over half of NNECTR registrants report they are **very interested** in **training** related to **study design**.



The top 3 professional development priorities selected by registrants:



Epidemiology and
 Biostatistics

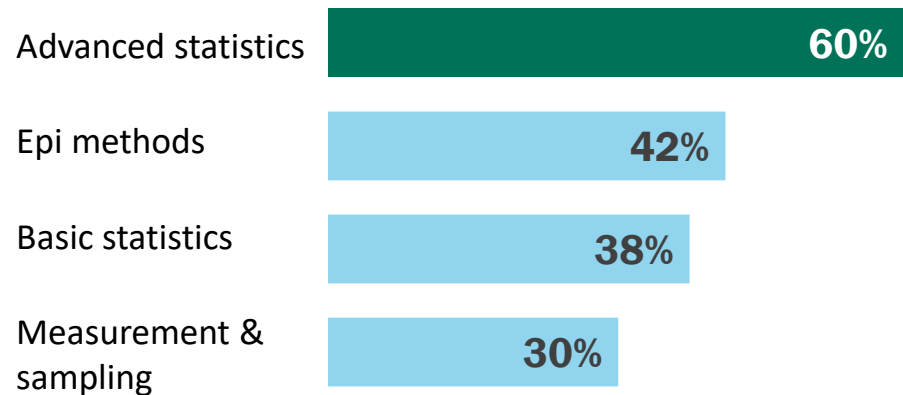


Study Design



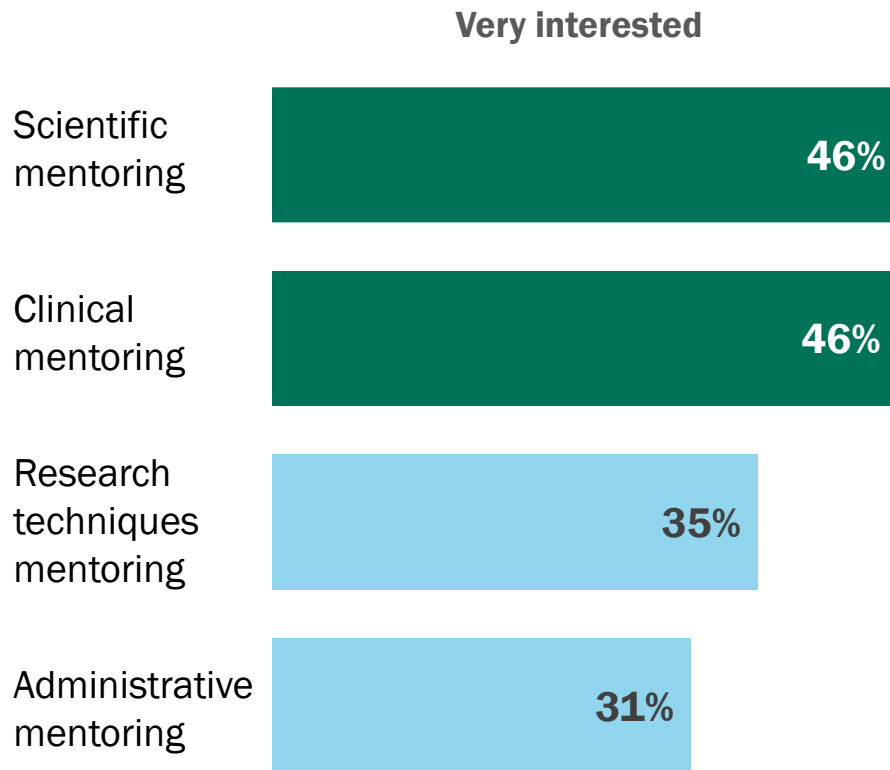
Research
 Management

6 in 10 registrants who identified **epidemiology and biostatistics** as a professional development priority also reported needing **training on advanced statistics**.



58% of registrants who identified **study design** as a professional development priority report needing **training on major study design formats**.

Nearly half of registrants report they are “**very interested**” in receiving **scientific** and **clinical mentoring**.



50%
of registrants are willing
to serve as **research
mentors.**

40% of those willing to be
mentors report their
research skill level as
“**expert.**”

Summary



More than half of researchers registering for the NNE-CTR:

- Have a medical degree
- Have been engaged in research for several years
- Have led a research project
- Are “somewhat” or “very interested” in one of more of the NNE-CTR professional development topics.



NNE-CTR registrants are particularly interested in:

- Professional development opportunities addressing epidemiology and biostatistics, research management, and study design
- Receiving scientific and/or clinical mentoring
- Serving as research mentors