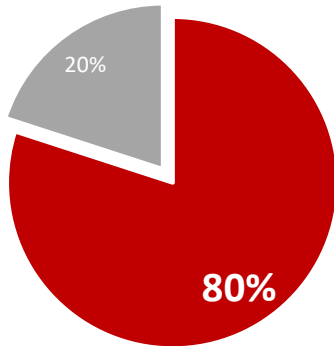


Reporting Period: August 15, 2020

AYA Well Care



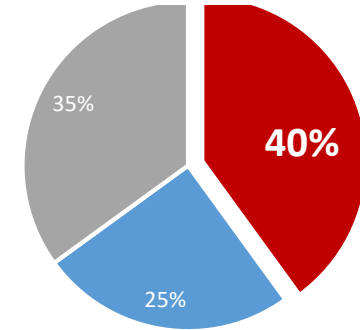
80% of practices report conducting well visits for AYA during the COVID-19 Pandemic.

Number of Practices Reporting by State

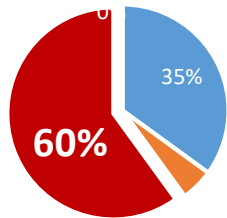


AYA Depression Care During COVID-19

40% of practices perceived an increase in the number of AYA with depression.



How Are Practices Conducting Well Visit Care?



- In Office Only
- Telehealth Only
- Both In Office and Telehealth
- Other

Screening for Depression During Well or Other Visits



80%

Practices screening for depression at any visit



95%

Practices able to treat patients who screen positive for



100%

Practices able to refer patients who screen positive to support services



Medicaid and Private Insurance

54%

54% of practices report receiving payments from both Medicaid and private insurers for well visits conducted all or in part by telehealth. 8% are not receiving payments.



76% of practices are administering immunizations to AYA during the COVID-19 pandemic.

Data as of 8/17/2020

Changes to Carry Forward

"Digital forms filled out pre-visit."

"Availability of both in person and video visits"

"Will likely continue to do virtual visits for behavioral health and other conditions that don't necessitate an office visit."