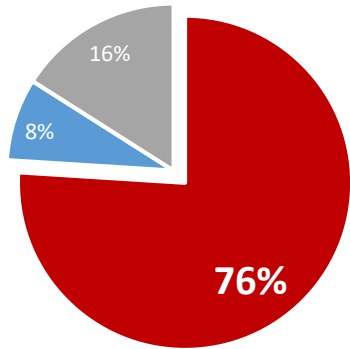


Reporting Period: July 15, 2020

AYA Well Care

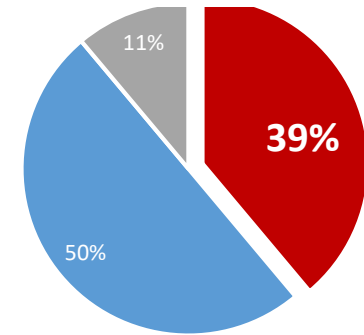


76% of practices report conducting well visits for AYA during the COVID-19 Pandemic.

Number of Practices Reporting by State

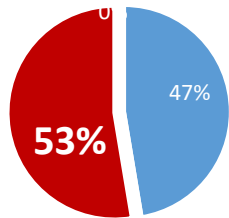


AYA Depression Care During COVID-19



39% of practices perceived an increase in the number of AYA with depression.

How Are Practices Conducting Well Visit Care?



- In Office Only
- Telehealth Only
- Both In Office and Telehealth
- Other

Screening for Depression During Well or Other Visits



72%

Practices screening for depression at any visit



100%

Practices able to treat patients who screen positive for



94%

Practices able to refer patients who screen positive to support services



80%

80% of practices report receiving payments from both Medicaid and private insurers for well visits conducted all or in part by telehealth. 0% are not receiving

Medicaid and Private Insurance



84% of practices are administering immunizations to AYA during the COVID-19 pandemic.

Data as of 8/17/2020

Changes to Carry Forward

- "Drive-through vaccinations."*
- "Mental health visits by telemedicine."*
- "Not having patients wait in the waiting rooms."*
- "Continue to offer video and in person visits."*