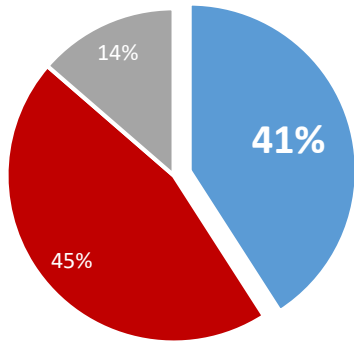


Reporting Period: May 15, 2020

## AYA Well Care



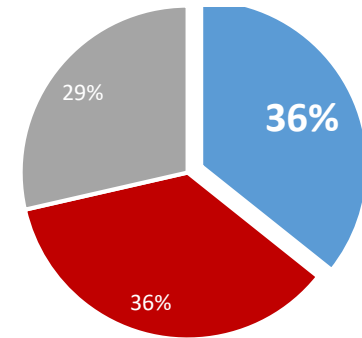
41% of practices report conducting well visits for AYA during the COVID-19 Pandemic.

## Number of Practices Reporting by State

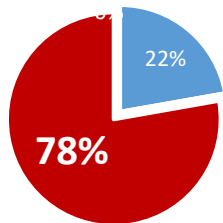


36% of practices perceived an increase in the number of AYA with depression.

## AYA Depression Care During COVID-19



## How Are Practices Conducting Well Visit Care?



- In Office Only
- Telehealth Only
- Both In Office and Telehealth
- Other

## Screening for Depression During Well or Other Visits



64%

Practices screening for depression



86%

Practices able to treat patients who screen positive for



93%

Practices able to refer patients who screen positive to support services



Medicaid and Private Insurance

57%

57% of practices report receiving payments from both Medicaid and private insurers for well visits conducted all or in part by telehealth. 14% are not receiving



68% of practices are administering immunizations to AYA during the COVID-19 pandemic.

Data as of 6/22/2020

## Changes to Carry Forward

"Some visits can be handled quite well virtually and I hope that can continue moving forward."

"Being flexible with care delivery"

"The option of video visits to simplify some mental health visits and for medically complex."